

PORTABLE GAS POWERED WINCH



**BRING POWER
WHERE YOU NEED IT!**

TYPICAL APPLICATIONS:

- Bring down hung-up trees
- Get an off-road vehicle out of a mud hole
- Skid out-of-reach logs
- Haul big game out of lakes or canyons
- Pull boats, docks and seaplanes out of water
- Hoist construction materials or electrical transformers
- Pull electrical cables through conduits
- Rescue operations
- And much more...




**POWERED by
HONDA™**




THE PORTABLE WINCH CAN BE CARRIED AND ATTACHED ANYWHERE USING THE POLYESTER SLING OR OTHER ANCHORING ACCESSORIES



PCA-1263




PCA-1262



PCA-1264



HITCH PLATE WINCH ANCHOR PCA-1261



RECEIVER HITCH WINCH ANCHOR PCA-1262

USE THE PCA-1263 TREE/POLE MOUNT WITH PCA-1262 OR PCA-1264 FOR MORE VERSATILITY



Ergonomic handle for easy carry

Easy to access on/off switch

Capstan winch means unlimited rope length

4-stroke Honda GXH-50 cc engine

Polyester sling for fast anchoring included (1,83 m (6'))

Standard capstan drum 57 mm (2-1/4")

Aluminum alloy gear box

Weighs only 16 kg (35 lb)



Optional capstan drum 85 mm (3-3/8") for faster line speed PCA-1100



PULL ANYTHING ANYWHERE!

- BIG GAME
- WIRE AND ELECTRIC COMPONENTS
- RESCUE OPERATIONS
- VEHICLES
- TREES
- BOATS, DOCKS AND MORE...



TESTIMONIALS

- Yesterday I had my first opportunity to put the winch to serious work. Just wanted to let you know that it was a great success - most impressed with the unit and the accessories.

Pete Kirby, Quebec, CANADA

- I am pleased to tell you we purchased three of your winches, and I wanted to say that we are very pleased with them. They were fantastic for the job in hand. I would highly recommend this product and its versatile usages.

Mike Hartnell, United Kingdom

- Every now and then you get a tool and wonder how you ever lived without it. Really a time and back saver. Thanks.

Pat Spanaus, Timber Tree Service, Wisconsin, USA

- I have been hunting moose and red deer using your winch to get it to the nearest road. I am very, very impressed!

Frode Sjoeberg, NORWAY

- The capstan with the Honda engine is like owning a Rolls Royce. It is a superb setup and I want to thank you for your professional and courteous service.

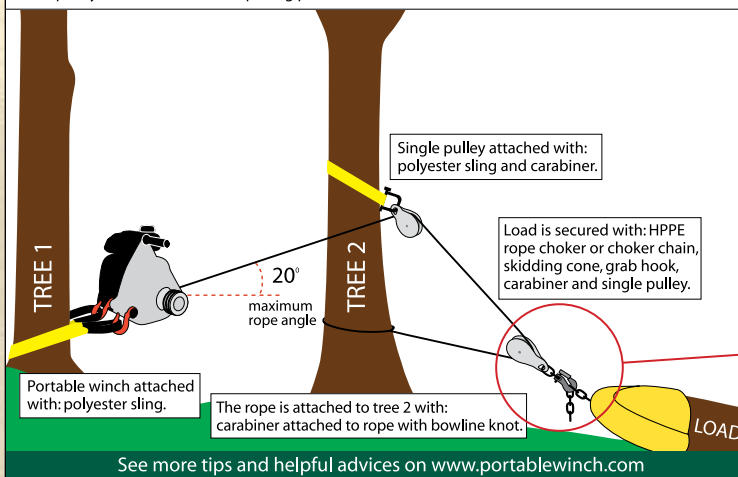
Richard Anselment, Alaska, USA

PORTABLE CAPSTAN WINCH ADVANTAGES

- Powerful – up to 2 tons of pulling power with snatch block.
- Lightweight – weighs only 16 kg (35 lb).
- Fast – up to 4 times faster than electric winches.
- Quick attach – anchors to any tree, pole, stump, ball or receiver hitch.
- Easy to use – anchor it and pull.
- True power – 100% duty cycle (vs 20% duty cycle for electric winches).
- Constant pulling power – standard winches are rated for 1st layer pull.
- Unlimited rope length.
- Safe – no kinks, pig tails, barbs on rope or whiplash using synthetic rope instead of wire rope.
- Reliable – 4-stroke Honda engine – 50 cc.


TYPICAL LOG PULLING SET-UP (DOUBLING PULLING POWER)

1. Attach winch to anchor tree with polyester sling.
2. Attach 1st pulley to a tree nearby with sling and carabiner. Position it as high as you can to reduce friction.
3. Install a second pulley at the load.
4. Rope goes from winch thru 1st pulley, then thru 2nd pulley and is attached back to same tree as 1st pulley. The winch's 1 ton of pulling power is now doubled to 2 tons.



PCW5000 PORTABLE CAPSTAN WINCH SPECIFICATIONS

PULLING CAPACITY	SINGLE LINE	DOUBLE LINE (w/snatch block)
	1000 kg (2200 lb)	2000 kg (4400 lb)
GEAR BOX	Aluminum alloy; Gear ratio 110:1	
UNIT WEIGHT (DRY)	16 kg (35 lb)	
ENGINE	4-stroke Honda GXH-50 cc	
DIMENSIONS (OVERALL)	33 cm wide x 36 cm high x 38 cm deep (13" x 14" x 15")	
WARRANTY	Winch components: 5 years. Engine: International Honda warranty	
ROPE (low stretch double braided polyester)	Minimum diameter: 10 mm (3/8") Maximum diameter: 16 mm (5/8")	
PERFORMANCE	STANDARD DRUM 57 mm (2-1/4")	OPTIONAL DRUM 85 mm (3-3/8")
	Max. line speed Max. line pull	12 m/min (40 ft/min) 1000 kg (2200 lb)



PCA-1100 Large capstan drum

FULL RANGE OF ACCESSORIES AVAILABLE:



CE

PCA-1274
Stainless steel swing side snatch block.
1 aluminum sheave
100 mm (4") diameter.



CE

PCA-1273
Stainless steel double swing side snatch block.
2 aluminum sheaves
100 mm (4") diameter.



CE

PCA-1271
Swing side self-blocking aluminum pulley.
1 sheave 62 mm (2-1/2") diameter.



CE

PCA-1272
Double swing side self-blocking aluminum pulley.
2 sheaves 62 mm (2-1/2") diameter.



CE

DOUBLE BRAIDED POLYESTER ROPE – 13 mm (1/2")
3674 kg (8100 lb) MBS
PCA-1215M – 50 m (164')
PCA-1213M – 100 m (328')
PCA-1214M – 150 m (492')
PCA-1216M – 200 m (656')
Other lengths available.



ROPE BAGS

PCA-1252 – Small (w/shoulder straps) - Holds 50 m (164')
PCA-1255 – Small - Holds 50 m (164')
PCA-1256 – Medium (w/shoulder straps) - Holds 100 m (328')
PCA-1257 – Large - Holds 150 m (492')
Storage calculated with 13 mm (1/2") diameter rope.



CE

PCA-1276
Steel oval locking carabiner.
2500 kg (5500 lb) MBS.



SHACKLES

PCA-1279 – 13 mm (1/2")
– Working load limit: 2 tons.
PCA-1277 – 16 mm (5/8")
– Working load limit: 3-1/4 tons.
PCA-1278 – 20 mm (3/4")
– Working load limit: 4-3/4 tons.




PCA-1261

PCA-1261
Hitch plate winch anchor.
Fits towing balls up to 50 mm (2") diameter.



PCA-1262

PCA-1262
Receiver hitch winch anchor with 50 mm (2") square tubing.



PCA-1264

PCA-1264
Vertical pull winch support. (Use with PCA-1263 sold separately).



PCA-1263

PCA-1263
Tree/pole mount w/anchor strap 60 mm wide x 3 m long (2" x 9.8'). (Use with PCA-1262 or PCA-1264 sold separately).



CE

POLYESTER SLINGS 50 mm (2") wide
Capacity U-Shape: 2903 kg (6400 lb).
PCA-1258 – 3,1 m (10')
PCA-1259 – 2,44 m (8')
PCA-1260 – 1,83 m (6')



PCA-1372

HPPE rope choker
9,5 m x 2,1 m (3/8" x 7') with steel rod.
Weight: 350 g (12 oz)
7000 kg (15 500 lb) MBS.



PCA-1295

Choker chain 6 mm x 2,1 m (1/4" x 7') with C-Hook and steel rod.
Weight: 2,8 kg (6 lb).



PCA-1290

Skidding cone for logs up to 50 cm (20") diameter.

Protect your investment with one of our transport cases.



PCA-0340

Padded waterproof case w/removable casters. Lifetime warranty.



PCA-0100

Transport case with molded shapes for winch and accessories.



PCA-1281
Safety Hook.
Working load limit: 3/4 ton.



PCA-1299
C-Hook for chain 6 to 7 mm diam. (1/4" to 5/16").



PCA-1282
Grab Hook 7 mm (5/16") with latch and 3 chain links.



PCA-1280
Grab Hook 7 mm (5/16").



PCA-1151
Spark arrester for Honda engine GHX-50.



CE

POWERED by **HONDA**

www.portablewinch.com

AVAILABLE AT:

PORTABLE WINCH CO.
1170 Thomas-Tremblay St.
Sherbrooke (Québec) J1G 5G5
CANADA
Toll Free (US & CANADA):
1 888 388-PULL (7855)
Tel.: +1 819 563-2193
Fax: +1 514 227-5196
info@portablewinch.com